
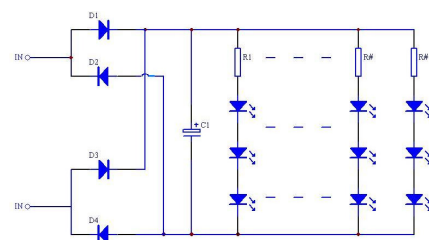
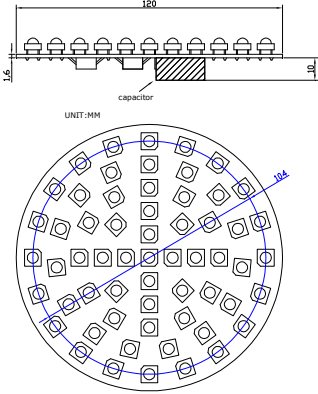
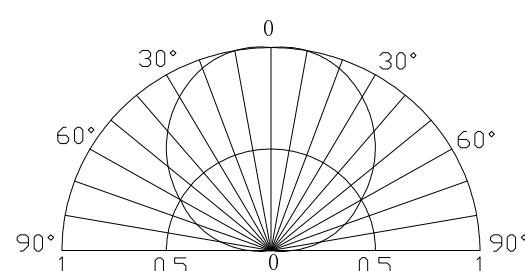


Super Flux LED Module
60 x Super Flux LED
OSMW12C60GP-XXXXZ2C1D

<p>Descriptions:</p> <ul style="list-style-type: none"> •Voltage available in AC/DC12V •LED Type: Super Flux LED <p>Application:</p> <ul style="list-style-type: none"> •Channel letter signs •Indirect accent décor light •Large area back lighting •Under counter light •Decorate building's contour •Substitute neon light 	<p>Photo</p>  <p>Circuit Diagram</p>  <p>Outline Dimension</p> 
--	---

Typical Performance (Ta=25°C)

Items	Symbol	Min.	Typ.	Max.	Units
LED Module Power	Pm		7.2	12.6	w
Input Voltage(AC/DC)	Vi		12	14	V
Input Current	If		0.6	0.9	A
Beam Pattern	BP		120		Deg
Operating Temperature	Topr	-30		85	°C
Storage Temperature	Tstg	-40		100	°C
LED Quantity	QTY		60		PCS
PCB Diameter	Lmod.		120		mm



Device Selection Guide

Module No.	Color	Dom. Wavelength (Typ.)	Luminous Flux (Typ.)
OSMW12C60GP-R5MAZ2C1D	Red	624±5nm	118lm
OSMW12C60GP-Y5MAZ2C1D	Yellow	590±5nm	89lm
OSMW12C60GP-G5DAZ2C1D	Green	525±5nm	136lm
OSMW12C60GP-B5SAZ2C1D	Blue	470±5nm	66lm
OSMW12C60GP-O5PAZ2C1D	Orange	605±5nm	92.5lm
OSMW12C60GP-M5DLZ2C1D	Warm White	X=0.45 ; Y=0.41	160lm
OSMW12C60GP-W5DLZ2C1D	White	X=0.27 ; Y=0.28	238lm