

CBRDFSH1-40
 CBRDFSH1-60
 CBRDFSH1-100

**SURFACE MOUNT
 1.0 AMP SILICON
 SCHOTTKY BRIDGE RECTIFIERS**




www.centrasemi.com

DESCRIPTION:

The CENTRAL SEMICONDUCTOR CBRDFSH1-40, CBRDFSH1-60, and CBRDFSH1-100 are 1.0 Amp full wave bridge rectifiers mounted in a durable epoxy surface mount case, utilizing glass passivated chips.

BRIDGE



BR DFN CASE

**MARKING CODES: CBRDFSH1-40: SH1-40
 CBRDFSH1-60: SH1-60
 CBRDFSH1-100: SH1100**

MAXIMUM RATINGS: ($T_A=25^\circ\text{C}$ unless otherwise noted)

	SYMBOL	CBRDFSH1			UNITS
		-40	-60	-100	
Peak Repetitive Reverse Voltage	V_{RRM}	40	60	100	V
DC Blocking Voltage	V_R	40	60	100	V
RMS Reverse Voltage	$V_{R(RMS)}$	28	42	70	V
Average Forward Current ($T_A=50^\circ\text{C}$)	I_O		1.0		A
Peak Forward Surge Current (8.3ms)	I_{FSM}		30		A
Operating and Storage Junction Temperature	T_J, T_{stg}		-55 to +125		$^\circ\text{C}$

ELECTRICAL CHARACTERISTICS PER DIODE: ($T_A=25^\circ\text{C}$ unless otherwise noted)

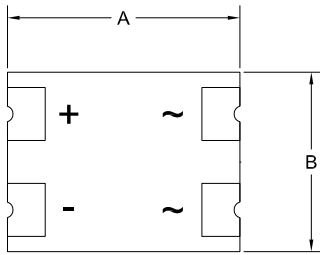
SYMBOL	TEST CONDITIONS	TYP	MAX	UNITS
I_R	$V_R=40\text{V}$ (CBRDFSH1-40)	10	200	μA
I_R	$V_R=60\text{V}$ (CBRDFSH1-60)	10	200	μA
I_R	$V_R=100\text{V}$ (CBRDFSH1-100)	1.0	200	μA
V_F	$I_F=1.0\text{A}$ (CBRDFSH1-40)	490	500	mV
V_F	$I_F=1.0\text{A}$ (CBRDFSH1-60)	600	700	mV
V_F	$I_F=1.0\text{A}$ (CBRDFSH1-100)	800	850	mV
C_J	$V_R=4.0\text{V}, f=1.0\text{MHz}$		250	pF

CBRDFSH1-40
 CBRDFSH1-60
 CBRDFSH1-100

SURFACE MOUNT
 1.0 AMP SILICON
 SCHOTTKY BRIDGE RECTIFIERS




BR DFN CASE - MECHANICAL OUTLINE



TOP VIEW

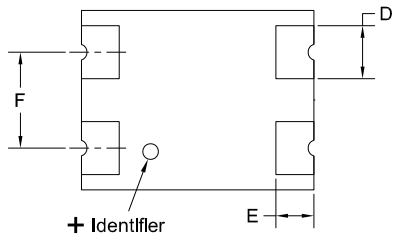
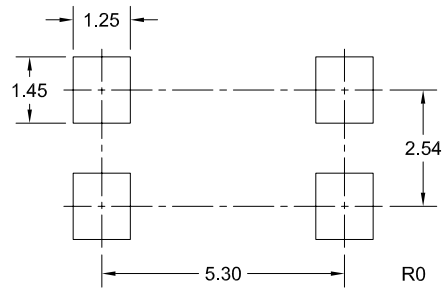
DIMENSIONS				
SYMBOL	INCHES		MILLIMETERS	
	MIN	MAX	MIN	MAX
A	0.238	0.246	6.05	6.25
B	0.183	0.191	4.65	4.85
C	0.032	0.048	0.81	1.22
D	0.053	0.057	1.35	1.45
E	0.037	0.041	0.95	1.05
F	0.098	0.102	2.49	2.59

BR DFN (REV: R1)



SIDE VIEW

SUGGESTED MOUNTING PADS
 (Dimensions in mm)



BOTTOM VIEW R1

MARKING CODES: CBRDFSH1-40: SH1-40
 CBRDFSH1-60: SH1-60
 CBRDFSH1-100: SH1100

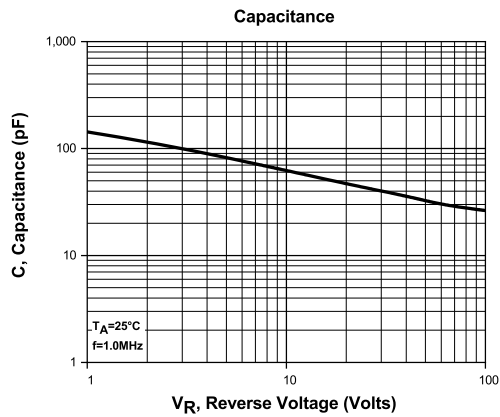
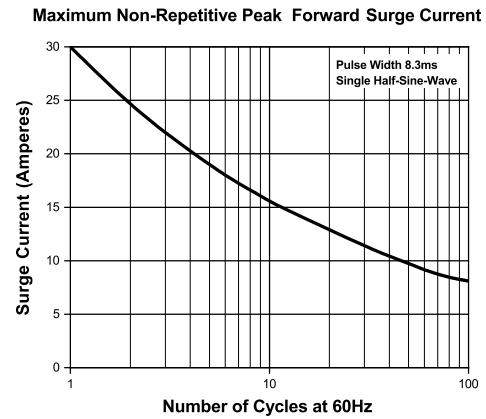
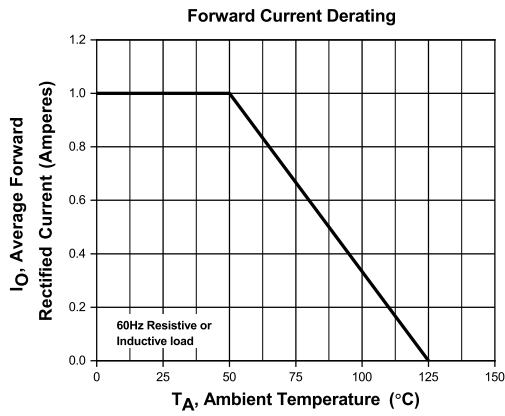
R4 (6-December 2019)

CBRDFSH1-40
CBRDFSH1-60
CBRDFSH1-100

SURFACE MOUNT
1.0 AMP SILICON
SCHOTTKY BRIDGE RECTIFIERS



TYPICAL ELECTRICAL CHARACTERISTICS



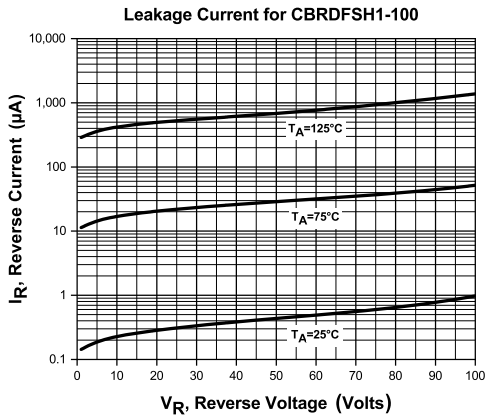
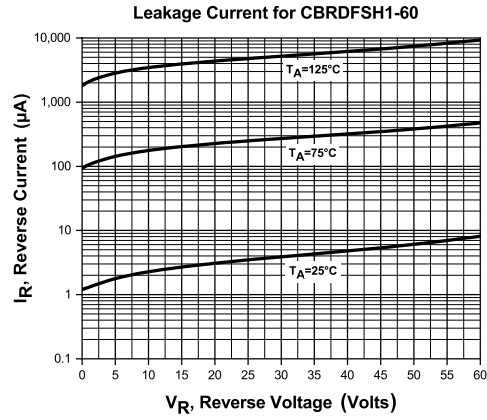
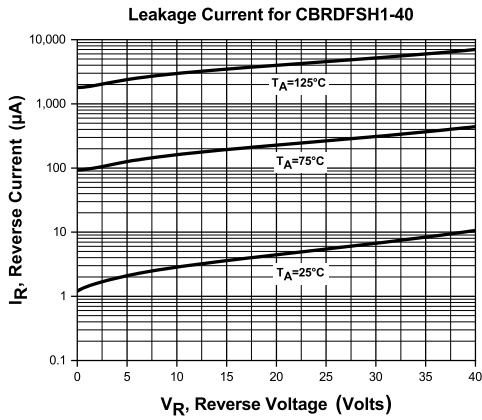
R4 (6-December 2019)

CBRDFSH1-40
CBRDFSH1-60
CBRDFSH1-100

SURFACE MOUNT
1.0 AMP SILICON
SCHOTTKY BRIDGE RECTIFIERS



TYPICAL ELECTRICAL CHARACTERISTICS



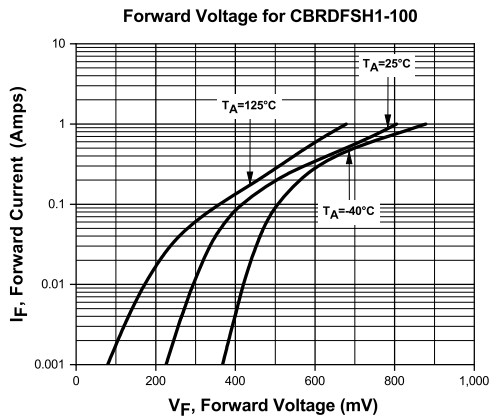
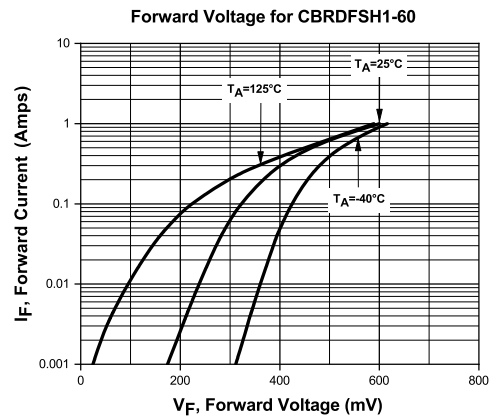
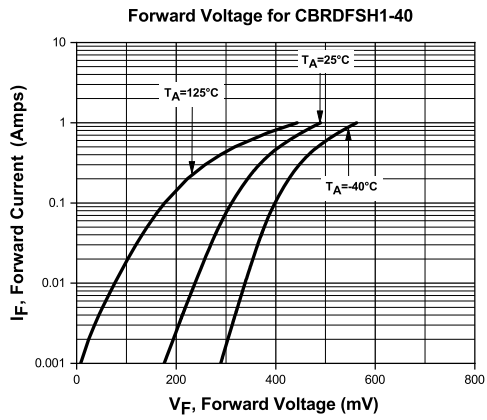
R4 (6-December 2019)

CBRDFSH1-40
CBRDFSH1-60
CBRDFSH1-100

SURFACE MOUNT
1.0 AMP SILICON
SCHOTTKY BRIDGE RECTIFIERS



TYPICAL ELECTRICAL CHARACTERISTICS



R4 (6-December 2019)

OUTSTANDING SUPPORT AND SUPERIOR SERVICES



PRODUCT SUPPORT

Central's operations team provides the highest level of support to insure product is delivered on-time.

- Supply management (Customer portals)
- Inventory bonding
- Consolidated shipping options
- Custom bar coding for shipments
- Custom product packing

DESIGNER SUPPORT/SERVICES

Central's applications engineering team is ready to discuss your design challenges. Just ask.

- Free quick ship samples (2nd day air)
- Online technical data and parametric search
- SPICE models
- Custom electrical curves
- Environmental regulation compliance
- Customer specific screening
- Up-screening capabilities
- Special wafer diffusions
- PbSn plating options
- Package details
- Application notes
- Application and design sample kits
- Custom product and package development

REQUESTING PRODUCT PLATING

1. If requesting Tin/Lead plated devices, add the suffix "TIN/LEAD" to the part number when ordering (example: 2N2222A TIN/LEAD).
2. If requesting Lead (Pb) Free plated devices, add the suffix "PBFREE" to the part number when ordering (example: 2N2222A PBFREE).

CONTACT US

Corporate Headquarters & Customer Support Team

Central Semiconductor Corp.
145 Adams Avenue
Hauppauge, NY 11788 USA
Main Tel: (631) 435-1110
Main Fax: (631) 435-1824
Support Team Fax: (631) 435-3388
www.centrasemi.com

Worldwide Field Representatives:
www.centrasemi.com/wwreps

Worldwide Distributors:
www.centrasemi.com/wwdistributors

For the latest version of Central Semiconductor's **LIMITATIONS AND DAMAGES DISCLAIMER**, which is part of Central's Standard Terms and Conditions of sale, visit: www.centrasemi.com/terms