

High Voltage Diodes - Surface Mount

Original Released: 05-21-15
Revised: 07-08-15

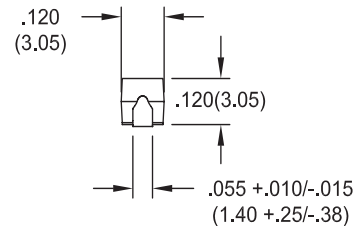
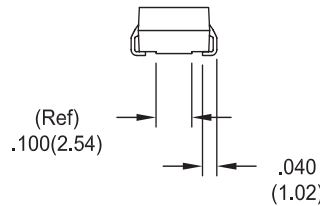
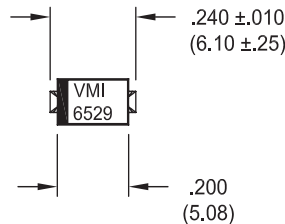
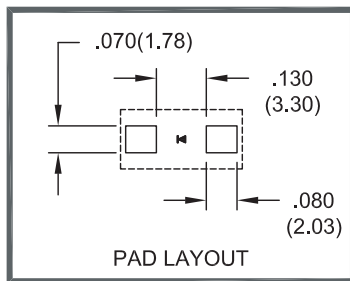
50mA - 250mA • 70ns

ELECTRICAL CHARACTERISTICS AND MAXIMUM RATINGS

Part Number	Working Reverse Voltage (Vrwm)	Average Rectified Current (Io)		Reverse Current @ Vrwm (Ir)		Forward Voltage (Vf)		1 Cycle Surge Current tp=8.3ms (Ifsm)	Repetitive Surge Current (Ifrm)	Reverse Recovery Time (3) (Trr)	Thermal Impd. θ_{J-L}	Junction Cap. @50VDC @ 1kHz (Cj)	Markings
		55°C(1)	100°C(2)	25°C	100°C	25°C		25°C	25°C	25°C	25°C	25°C	
	Volts	mA	mA	μ A	μ A	Volts	mA	Amps	Amps	ns	°C/W	pF	
SMF6529	2000	250	125	0.1	10	3.0	25	10	1.50	70	20	4.0	6529
SMF6531	3000	100	50	0.1	10	7.0	25	8	1.25	70	20	2.0	6531
SMF6533	5000	50	25	0.1	10	9.0	25	4	0.75	70	20	1.0	6533

(1)TL=55°C (2)TL=100°C (3)If=12.5mA, Ir=25.0mA, Irr=6.3mA *Op.Temp. -65°C to +175°C Stg.Temp. -65°C to +200°C

Tolerance:
.XXX ±.005(.13)



Dimensions: In. (mm) • All temperatures are ambient unless otherwise noted. • Data subject to change without notice.



Voltage Multipliers Inc.

8711 W. Roosevelt Ave.
Visalia, CA 93291 USA

Tel: 559.651.1402
Fax: 559.651.0740

www.voltagemultipliers.com
www.highvoltagepowersupplies.com