

OC100G OC100HG

Original Released: 09-10-15
Revised Date: 08-17-17

Opto Coupler • Axial Leaded • Epoxy Molded

ABSOLUTE MAXIMUM RATINGS

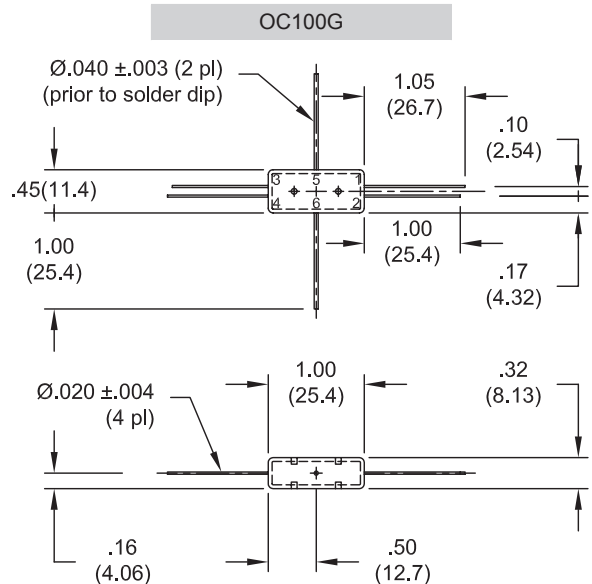
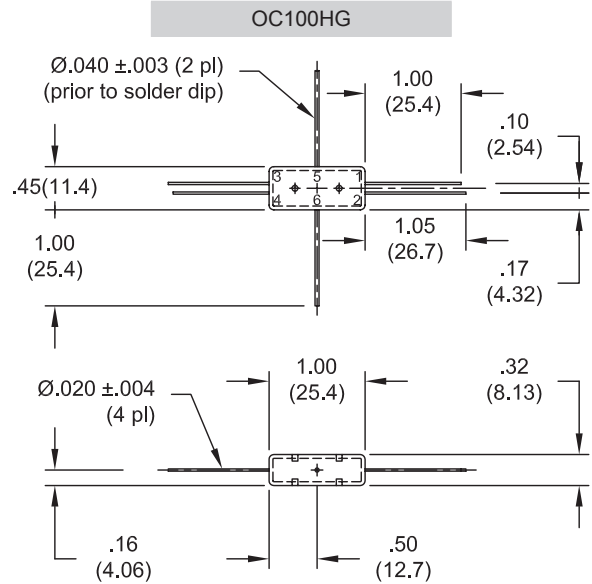
	OC100G	OC100HG
LED		
Forward DC Current	100mA	
Surge Current	(tp = 100 μs) 1.5A	(tp = 100 μs) 1.0A
Reverse Voltage	5 V	
Power Dissipation	(25°C) 160 mW	(25°C) 180 mW
Photodiode		
Reverse Voltage	10,000 V	
Power Dissipation	1.0 W	

- Storage Temperature: -40°C to +100°C
- Operating Temperature: -40°C to +70°C
- Isolation Test Voltage: 25 kV (From Pins 1, 2, 3, & 4 to Pins 5 & 6)

ELECTRICAL CHARACTERISTICS

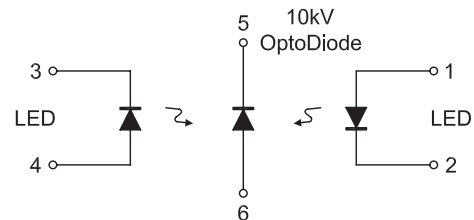
	OC100G	OC100HG
LED		
Forward Voltage	(If = 100 mA) 1.5V	
Photodiode		
Forward Voltage	(If = 0.6 A) 12.0 V MAX	
Reverse Leakage Current	250 nA Typical	
VR = 10kV, ILED = 0 mA	250 nA Typical	
VR = 10kV, ILED = 50 mA	200 μA Typical	250 μA Typical
Coupled		
DC Current Transfer Ratio		
ILED = 50 mA, VR = 10kV	0.32% MIN	0.38% MIN
tON = (Typical)	2 μs	
tOFF = (Typical)	2 μs	

(25°C UNLESS OTHERWISE NOTED)



Tolerance:
.XXX ±.020

Simplified Circuit Schematic



Dimensions: In. (mm) • All temperatures are ambient unless otherwise noted. • Data subject to change without notice.



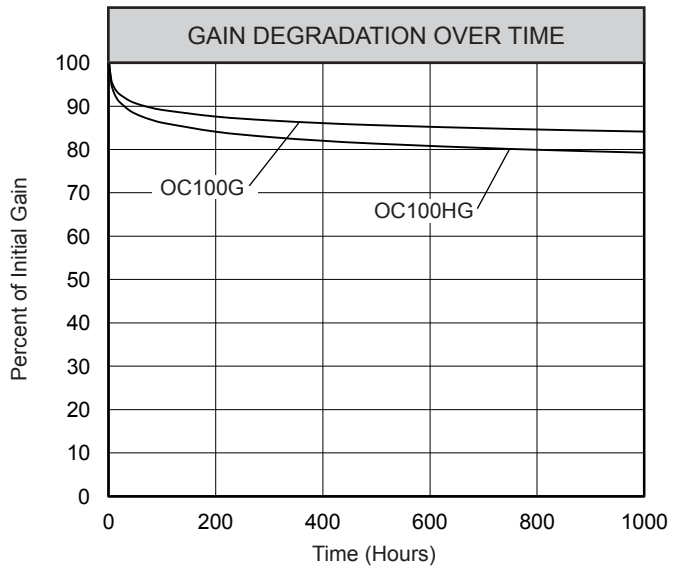
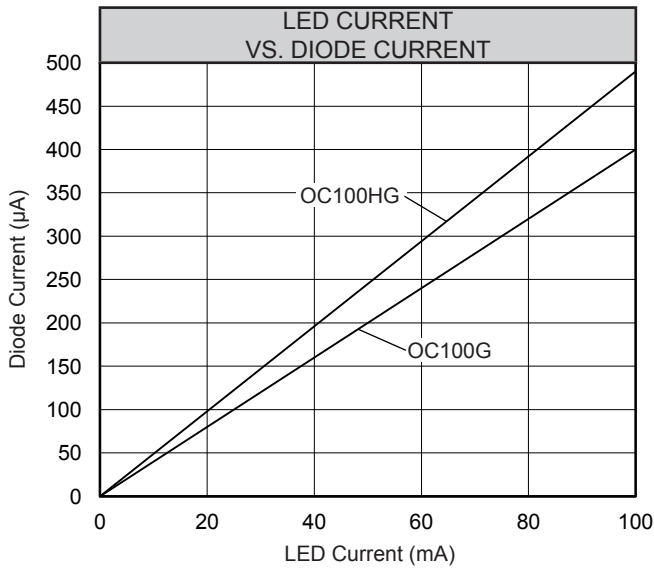
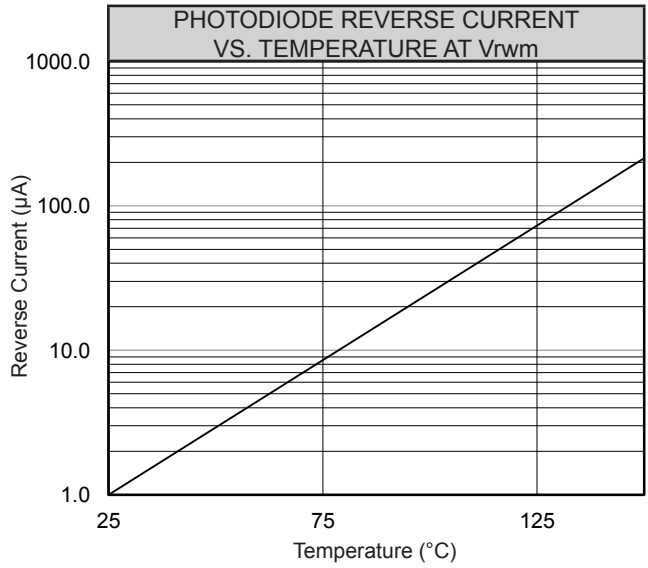
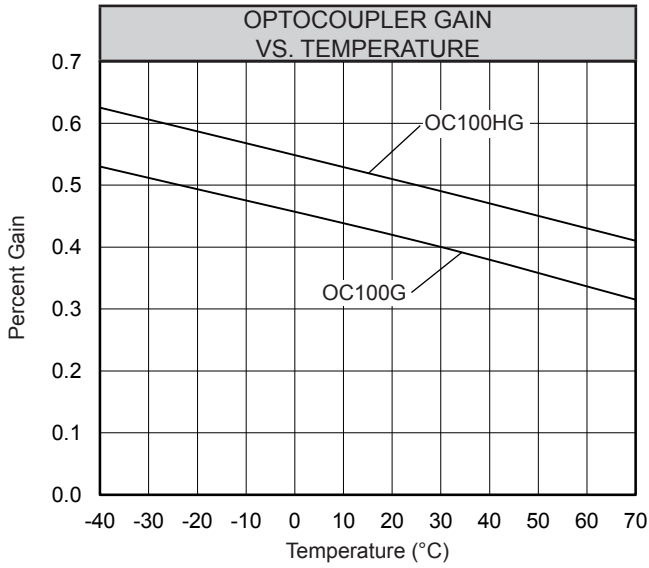
Voltage Multipliers Inc.

8711 W. Roosevelt Ave.
Visalia, CA 93291 USA

Tel: 559.651.1402
Fax: 559.651.0740

www.voltagemultipliers.com
www.highvoltagepowersupplies.com

OC100G OC100HG



Dimensions: In. (mm) • All temperatures are ambient unless otherwise noted. • Data subject to change without notice.



Voltage Multipliers Inc.

8711 W. Roosevelt Ave.
Visalia, CA 93291 USA

Tel: 559.651.1402
Fax: 559.651.0740

www.voltagemultipliers.com
www.highvoltagepowersupplies.com